



ABN 45 066 383 971

22 January 2016

PAGES (including this page): 16

ASX Market Announcements  
ASX Limited  
Exchange Centre  
Level 4, 20 Bridge Street  
Sydney NSW 2000

---

### Quarterly Report for Period Ended 31 December 2015

---

Attached please find Cue Energy Resources Limited's release with respect to the above mentioned.

Yours faithfully

Andrew M Knox  
Chief Financial Officer

#### CUE ENERGY OVERVIEW

Cue is an Australian based oil & gas company with activities in Australia, New Zealand, Indonesia and the USA.

#### THE COMPANY HAS:

- Long life production
- A strong balance sheet
- An active exploration programme

#### CUE ENERGY DIRECTORS

- Paul Foley (Chairman)
- Stuart Brown
- Peter Hazledine
- Koh Ban Heng
- Brian Smith

#### CUE ENERGY MANAGEMENT

- David Biggs (CEO)
- Andrew Knox (CFO)
- Jeffrey Schrull (Exp Man)

#### OFFICE

Level 19  
357 Collins Street  
Melbourne Vic 3000

#### CONTACT DETAILS

Tel: +613 8610 4000  
Fax: +613 9614 2142

#### EMAIL

mail@cuenrg.com.au

#### WEBSITE

www.cuenrg.com.au

#### LISTINGS

ASX: CUE  
ADR/OTC: CUEYY

## SUMMARY OF ACTIVITIES

### Production

- The Maari Field in New Zealand (Cue 5%) was producing ~13,500bopd at the end of 2015. Successful workovers have been completed on both MR3 and MR9 and several more are scheduled for Q1 calendar 2016 with the intention of increasing the production rates of underperforming wells. In Q1 calendar 2016 an upgrade to the Maari mooring system and repair to the water injection flow-line is planned. It is anticipated that once water injection is reinstated it should provide pressure support to several of the producers and enhance both short term and long term production.
- Oyong and Wortel Fields in the Sampang PSC (Cue 15%) in Indonesia are producing at a total combined gross rate of ~1100 bopd and ~75 mmcfcd at the end of 2015. Oyong is now fully benefitting from the increased gas price which came into effect during the year. The onshore gas compression at the Grati gas plant is helping to sustain deliverability from Wortel at 45 mmcf of gas per day. Studies are now underway to extend field gas production from Oyong and Wortel.

### Exploration

- Operations in Indonesia for drilling in the Mahakam Hilir PSC at Naga Selatan-2 (Cue 100% and operator) continued with the construction of the road and drilling location completed in Q4 calendar 2015. The rig contract was also completed in Q4 calendar 2015 and the Naga-Selatan-2 well spudded on 7 January 2016 with an estimated time to drill of 2-3 weeks depending on drilling results.
- In the Mahato PSC (Cue 12.5%) in Indonesia planning is underway by the operator to drill one well and acquire 2D seismic in 2016-2017.
- The Te Kiri North-1 (Cue 20%) well in New Zealand spudded on 16 December 2015 and a decision to plug and abandon the well was made on 19 January 2016. The Miocene oil objective had uncommercial oil shows.
- Cue has identified and matured the 15 TCF Mungaroo Formation Ironbark gas prospect which straddles both the WA-359-P and WA-409-P permits offshore Western Australia (Cue 100% and operator). A process is now underway to farm-out a material interest in both permits.

### Financial

- Quarterly revenue receipts from hydrocarbon production for the quarter were \$13.92 million on sales of 76,525 barrels of oil at an average price of US\$44 per barrel and 1,001 million cubic feet (mmcf) of gas at an average price of \$9.26 per Mcf.
- Approximately 67% of revenue receipts are derived from non-oil linked gas sales which are not affected by current low oil prices.
- Cue has no hedging in place.
- Cue has no debt.
- \$29.61 million cash on hand at the end of the quarter.

### Production & Financial Summary

KEY PERFORMANCE METRICS		Dec Quarter Q2 FY16	Sept Quarter Q1 FY16	Change %
Oil Production (net to Cue)	bbl	80,802	86,829	(6.94)
Gas Production (net to Cue)	mmcf	873.02	764.19	14.24
Oil Liftings (net to Cue receipts)	bbl	76,525	66,120	15.74
Gas Liftings (net to Cue receipts)	mmcf	1001	669.20	49.59
Total Revenue Receipts	\$m	13.92	10.57	31.69
Production Expenditure	\$m	3.23	5.14	(37.16)
Closing Cash Position	\$m	29.61	26.61	11.27

## ACTIVITY REVIEW AUSTRALIA EXPLORATION - Carnarvon Basin

### WA-359-P

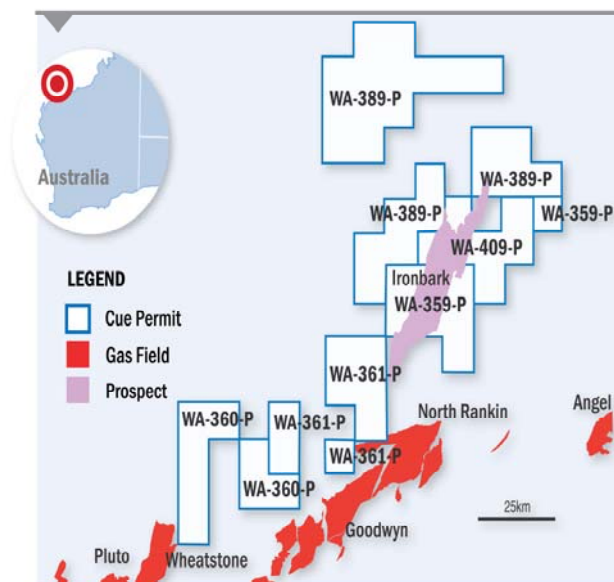
**Cue Interest: 100%**

**Operator: Cue Exploration Pty Ltd**

Cue has evaluated the regional prospectivity in all of its Western Australia offshore permits and has identified an exciting new play type associated with the prolific gas-bearing Mungaroo Formation. The “Ironbark” prospect, a Mungaroo Formation prospect with multiple objectives, has been identified as the primary candidate for drilling and Cue estimates that it holds a success case best technical estimate of 15TCF of gas reserves. A farm-out process to find suitable joint venture partner(s) to participate in the drilling of the well is ongoing with several international oil companies currently evaluating the opportunity.

The Company has been notified by the National Offshore Petroleum Titles Administrator of the approval of its application for a suspension of the Permit Year 3 work programme commitment for WA-359-P. The Year 3 work programme comprises the drilling of one exploration well which is now due by October 2016.

**CARNARVON BASIN LOCATION MAP**



### WA-409-P

**Cue Interest: 100%**

**Operator: Cue Exploration Pty Ltd**

The Ironbark prospect has been mapped as straddling both WA-359-P and WA-409-P. Cue plans to farm-out a material interest in both the WA-359-P and WA-409-P permits which ensures the entire prospect is included in the commercial offer. Ironbark is planned to be tested by a well in WA-359-P and if successful, subsequent possible appraisal drilling would take place in WA-409-P.

### WA-360-P

**Cue Interest: 37.5%**

**Operator: MEO Australia Limited**

All obligations have been met for this Block and Cue will be withdrawing in Q1 calendar 2016 with no further financial commitments.

### WA-361-P

**Cue Interest: 15%**

**Operator: MEO Australia Limited**

All obligations have been met for this Block and Cue will be withdrawing in Q1 calendar 2016 with no further financial commitments.

### WA-389-P

**Cue Interest: 40%**

**Operator: BHP Billiton Petroleum (Australia) Pty Ltd**

Reprocessing of existing 2D and 3D seismic data has been approved by the Joint Venture and is expected to be completed in Q1 calendar 2016. A full evaluation of the prospectivity of the Block is planned for 2016 with the anticipation of farming out prior to committing to a well.

## NEW ZEALAND EXPLORATION - Taranaki Basin

### PEP 51149

**Cue Interest: 20%**

**Operator: Todd Exploration Limited**

The Te Kiri North-1 well spudded on 16 December 2015 and as of year-end 2015 was drilling the potentially oil-bearing objective in the Miocene-age Mount Messenger Formation. A decision to plug and abandon the well was made on 19 January 2016 as the well only encountered non-commercial oil shows. Drilling of the well fulfills Cue's permit obligations.

### PEP 54865

**Cue Interest: 20%**

**Operator: Todd Exploration Limited**

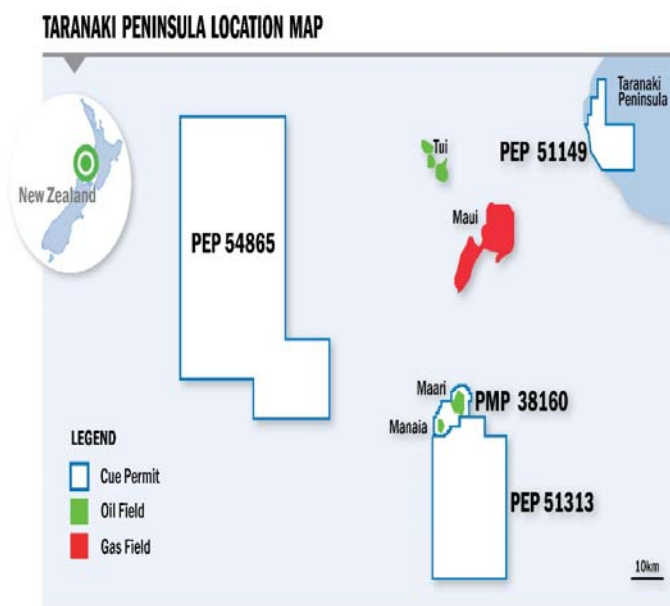
The permit carries a minimum work programme of 285 km<sup>2</sup> of 3D seismic to be acquired, processed and interpreted prior to June 2016. The Joint Venture was unable to secure a seismic vessel for Q1 calendar 2016 and, subject to government consent, will now have to defer the seismic acquisition work programme until a suitable vessel can be procured.

### PEP 51313

**Cue Interest: 14% interest**

**Operator: OMV New Zealand Limited**

The Joint Venture is focused on assessing the remaining potential associated with the Matariki trend, up-dip of the Maari field. Studies are being completed by the operator to determine the feasibility of acquiring additional 3D seismic to reduce the geologic risk of the remaining prospects. Cue will need to make a decision by 30 July 2016 whether to proceed into the next stage of the permit which will include either the acquisition and processing of 100sqkm of 3D seismic or the reprocessing of 100sqkm of 3D seismic.



## NEW ZEALAND PRODUCTION

### PMP 38160

**Cue Interest: 5%**

**Operator: OMV New Zealand Limited**

### Maari and Manaia Fields

Cue's net share of oil sales in the quarter from the Maari and Manaia fields was 72,335 barrels which generated \$4.43 million in revenue received.

The average oil production rate in the quarter was approximately 13,960 gross bopd (Cue net: 698 bopd).

The Maari development drilling programme is now complete and both the MR3 and MR9 wells have been worked over and are back on production. The Joint Venture is planning to further increase the field's production with the optimisation of production and a

2015/2016 work-over campaign. In addition, water injection will be reinstated in H1 2016 with the repair of the damaged water injection flow-line and is modelled to enhance production by providing pressure support for key producers. The repairs will be part of an intervention which will also include an upgrade of the FPSO mooring system. As previously advised to the market, the cost of repairs to the water injection flowline and mooring system is estimated to be NZ\$3m Cue share.



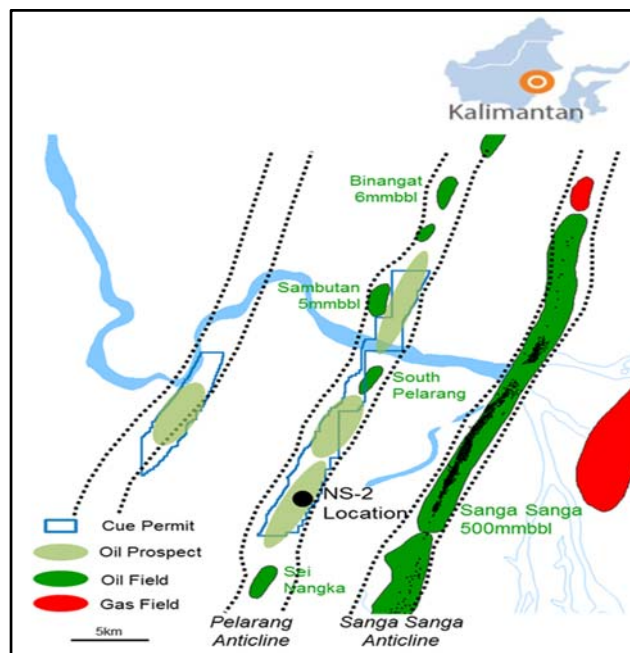
## INDONESIA EXPLORATION

**Mahakam Hilir  
PSC Kutei Basin  
Cue Interest: 100%  
Operator: Cue Kalimantan Pte Ltd**

Cue holds a 100% interest in, and is the operator of, the Mahakam Hilir PSC in the prolific Kutei Basin onshore Kalimantan, Indonesia.

The Naga Selatan 2 well spudded on 7 January 2016 after the successful and LTI free construction of the drilling pad and access roads. The well is expected to take ~2-3 weeks depending on the drilling results.

Extensive field mapping in the block helped identify a final location for the Naga Selatan-2 well. Field geologists identified several active oil seeps during their work and this critical information was used in updating the structural interpretation of the prospect and selecting a drill location which is very close to an active seep. Regional work also established the near-by Sanga Sanga oilfield as an analogy to the trap type that Cue is pursuing. If the drilling successfully calibrates our prospect model, Cue plans to suspend the well as a future producer and carry out a production test in 2016.

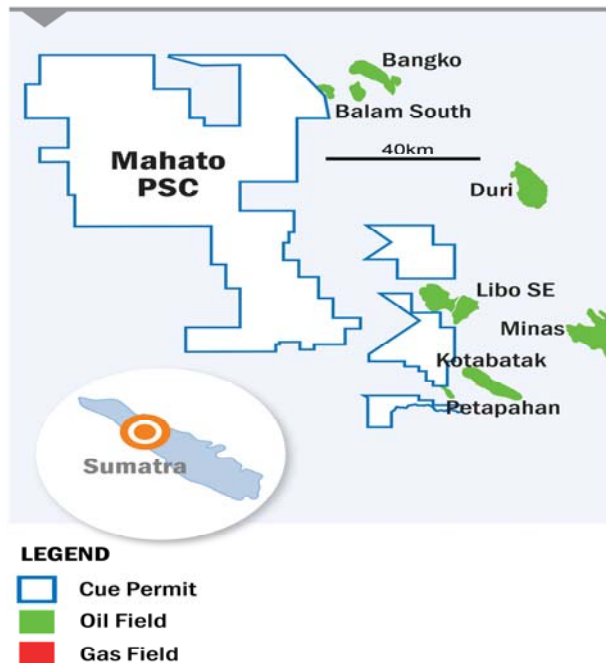


## INDONESIA EXPLORATION

**Mahato PSC**  
**Central Sumatra Basin**  
**Cue Interest: 12.5%**  
**Operator: Texcal Mahato Ltd**

The Mahato PSC covers a highly prospective area close to several large producing oil fields. Multiple appraisal and exploration opportunities have been mapped and at least 1 well is currently planned for 2016/17. A 2D seismic programme to high grade further exploration prospects is also planned for 2016.

**MAHATO PSC LOCATION MAP**



## INDONESIA PRODUCTION

### Sampang PSC- Madura Strait

**Cue Interest: 15%**

**Operator: Santos (Sampang) Pty Ltd**

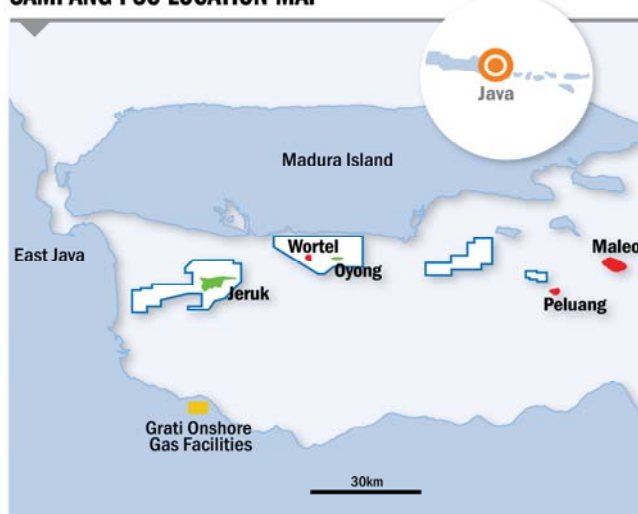
### Oyong Field

During the quarter Cue's share of condensate sales receipts was \$2,451 from the sale of 66 barrels and gas sales receipts was \$2.64 million from the sale of 279.2 mmcf.

The Oyong average oil production rate for the quarter was 1,109 bopd (gross) and the daily gas average rate was 26.6 mmcf/d (gross) (Cue net: 140 bopd and 3.3 mmcf/d - both net of government take under the PSC).

The Sampang PSC combined production from Oyong and Wortel is ~1100 bopd and ~75-mmcf/day. Oyong is also now benefitting from an amendment to the existing gas contract, which included a significant price increase and became effective in July. Oyong maintains an average rate of 30-35 mmcf/d produced as associated gas from the oil producing wells and also non-associated gas from Oyong 6 and Oyong-10 which are completed in the gas cap. Studies are currently underway to extend field gas production from Oyong and Wortel.

**SAMPANG PSC LOCATION MAP**



**LEGEND**

- Cue Permit
- Oil Field
- Gas Field

### Wortel Field

During the quarter Cue's share of gas sales receipts was \$6.63 million from the sale of 721.9 mmcf. Cue's share of condensate sales from the Wortel field was 116 barrels which generated \$4,256 in revenue.

Wortel-3 and Wortel-4 flowed gas at a combined average daily rate of 42.8 mmcf/d (gross) during the quarter (Cue net 5.94 mmcf/d net of government take under the PSC.)

Installation of onshore gas compression at the Grati gas plant has now been completed and all three compressors are fully functional. Compression capacity has resulted in increased deliverability from Wortel to 45 mmcf/d. This will also help maintain gas production from Oyong and Wortel and studies are underway to extend the combined fields' gas production from Oyong and Wortel.



## USA PRODUCTION

### Pine Mills – East Texas

**Cue Interest: 80%**

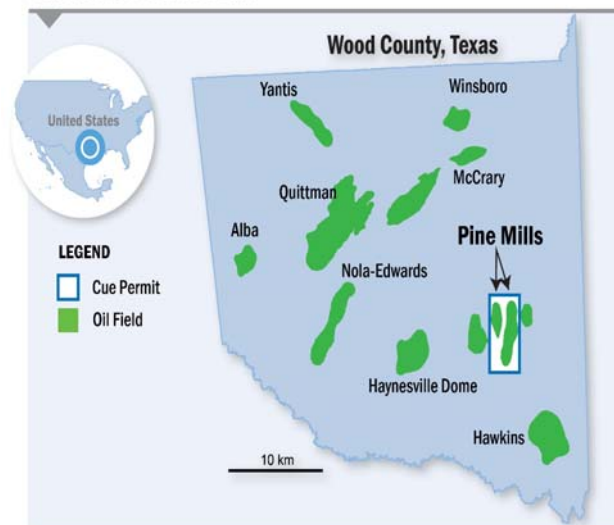
**Operator: Cue Resources, Inc**

On the 5 June 2015, Cue finalised an agreement to purchase an 80% working interest in a conventional Woodbine oilfield in the prolific East Texas Basin. Cue now operates the field and have implemented several initiatives to reduce costs and increase daily production. Studies are also underway to potentially acquire modern 3D seismic over the field as to date the technology has not been applied and should lead to high quality, low risk drilling opportunities.

Oil sales in the quarter from the Pine Mills field was 4,008 barrels which generated \$0.21 million in revenue received.

The average gross oil production rate for the quarter was approximately 56 gross bopd (Cue net: 35 bopd). Daily production as at end January 2016 is forecast to be 90 gross bopd (Cue net: 56 bopd).

**PINE MILLS LOCATION MAP**





Andrew Knox  
Chief Financial Officer

Various statements in this report constitute statements relating to intentions, future acts and events. Such statements are generally classified as forward looking statements and involve unknown risks, expectations, uncertainties and other important factors that could cause those future acts, events and circumstances to differ from the way or manner in which they are expressly or impliedly portrayed herein.

Some of the more important of these risks, expectations and uncertainties are pricing and production levels from the properties in which the Company has interests and the extent of the recoverable reserves at those properties. In addition, the Company has a large number of exploration permits. Exploration for oil and gas is expensive, speculative and subject to a wide range of risks. Individual investors should consider these matters in light of their personal circumstances (including financial and taxation affairs) and seek professional advice from their accountant, lawyer or other professional adviser as to the suitability for them of an investment in the Company.

<p><b>DIRECTORS</b> PG Foley (Non Exec. Chairman) SA Brown (Non Exec. Director) CP Hazledine (Non Exec. Director) Koh Ban Heng (Non Exec. Director) BL Smith (Non Exec. Director)</p> <p><b>CHIEF EXECUTIVE OFFICER</b> DAJ Biggs</p> <p><b>CHIEF FINANCIAL OFFICER</b> AM Knox</p>	<p><b>REGISTERED OFFICE</b> Level 19 357 Collins Street MELBOURNE VIC 3000</p> <p>Phone: +613 8610 4000 Fax: +613 9614 2142 Email: <a href="mailto:mail@cuenrg.com.au">mail@cuenrg.com.au</a> Web: <a href="http://www.cuenrg.com.au">www.cuenrg.com.au</a></p> <p><b>AUDITOR</b> BDO East Coast Partnership Level 14, 140 William Street MELBOURNE VIC 3000</p>	<p><b>SECURITIES EXCHANGE LISTING</b> ASX: CUE</p> <p><b>SHARE REGISTER</b> Computershare Investor Services Pty Ltd Telephone: 1300 850 505 (within Australia) or +61 3 9415 4000 (outside Australia) Email: <a href="mailto:web.queries@computershare.com.au">web.queries@computershare.com.au</a> Website: <a href="http://www.computershare.com.au">www.computershare.com.au</a></p>
---	--	---

# Appendix 5B

## Mining exploration entity quarterly report

Introduced 1/7/96. Origin: Appendix 8. Amended 1/7/97, 1/7/98, 30/9/2001.

Name of entity

Cue Energy Resources Limited

ABN

45 066 383 971

Quarter ended ("current quarter")

31 December 2015

### Consolidated statement of cash flows

	Current quarter \$A'000	Year to date 6 months \$A'000
<b>Cash flows related to operating activities</b>		
1.1 Receipts from product sales and related debtors	13,923	24,494
1.2 Payments for (a) exploration and evaluation (refer 2.2)	(3,380)	(5,682)
(b) development	(876)	(5,117)
(c) production	(3,231)	(8,370)
(d) administration	(1,167)	(3,412)
1.3 Dividends received	-	-
1.4 Interest and other items of a similar nature received	14	30
1.5 Interest and other costs of finance paid	-	-
1.6 Income taxes paid	(1,141)	(1,141)
1.7 Other	-	-
<b>Net Operating Cash Flows</b>	<b>4,142</b>	<b>802</b>
<b>Cash flows related to investing activities</b>		
1.8 Payment for purchases of:		
(a) prospects	-	-
(b) equity investments	-	-
(c) other fixed assets	-	-
1.9 Proceeds from sale of:		
(a) prospects	-	-
(b) equity investments	-	-
(c) other fixed assets	-	-
1.10 Loans to other entities	-	-
1.11 Loans repaid by other entities	-	-
1.12 Other (provide details if material)	-	-
<b>Net investing cash flows</b>	<b>-</b>	<b>-</b>
1.13 Total operating and investing cash flows (carried forward)	<b>4,142</b>	<b>802</b>

**Appendix 5B**  
**Mining exploration entity quarterly report**

1.13	Total operating and investing cash flows (brought forward)	4,142	802
	<b>Cash flows related to financing activities</b>		
1.14	Proceeds from issues of shares, options, etc.	-	-
1.15	Proceeds from sale of forfeited shares	-	-
1.16	Proceeds from borrowings (refer 3.1(i))	-	-
1.17	Repayment of borrowings	-	-
1.18	Dividends paid	-	-
1.19	Share Issue Costs	-	-
	<b>Net financing cash flows</b>	-	-
	<b>Net increase (decrease) in cash held</b>	4,142	802
1.20	Cash at beginning of quarter/year to date	26,612	27,605
1.21	Exchange rate adjustments to item 1.20	(1,149)	1,198
1.22	<b>Cash at end of quarter</b>	29,605	29,605

**Payments to directors of the entity and associates of the directors**

**Payments to related entities of the entity and associates of the related entities**

		Current quarter \$A'000
1.23	Aggregate amount of payments to the parties included in item 1.2	299
1.24	Aggregate amount of loans to the parties included in item 1.10	-

1.25 Explanation necessary for an understanding of the transactions

Directors' fees / consultancy

**Non-cash financing and investing activities**

2.1 Details of financing and investing transactions which have had a material effect on consolidated assets and liabilities but did not involve cash flows

-
---

2.2 Details of outlays made by other entities to establish or increase their share in projects in which the reporting entity has an interest.

### Financing facilities available

Add notes as necessary for an understanding of the position.

	Amount available \$A'000	Amount used \$A'000
3.1 Loan facilities	-	-
3.2 Credit standby arrangements	-	-

### Estimated cash outflows for next quarter

	\$A'000
4.1 Exploration and evaluation	11,902
4.2 Development	1,005
4.3 Production	4,760
4.4 Administration	2,106
<b>Total</b>	<b>19,773</b>

### Reconciliation of cash

Reconciliation of cash at the end of the quarter (as shown in the consolidated statement of cash flows) to the related items in the accounts is as follows.

	Current quarter \$A'000	Previous quarter \$A'000
5.1 Cash on hand and at bank	263	678
5.2 Deposits at call	29,342	25,934
5.3 Bank overdraft	-	-
5.4 Other (provide details)	-	-
<b>Total: cash at end of quarter (item 1.22)</b>	<b>29,605</b>	<b>26,612</b>

### Changes in interests in mining tenements

	Tenement reference	Nature of interest (note (2))	Interest at beginning of quarter	Interest at end of quarter
6.1 Interests in mining tenements relinquished, reduced or lapsed	-	-	-	-
6.2 Interests in mining tenements acquired or increased	-	-	-	-

**Appendix 5B**  
**Mining exploration entity quarterly report**

**Issued and quoted securities at end of current quarter**

*Description includes rate of interest and any redemption or conversion rights together with prices and dates.*

	Total number	Number quoted	Issue price per security (see note 3) (cents)	Amount paid up per security (see note 3) (cents)
7.1 <b>Preference +securities</b> <i>(description)</i>	-	-	-	-
7.2 Changes during quarter				
(a) Increases through issues	-	-	-	-
(b) Decreases through returns of capital, buy-backs, redemptions	-	-	-	-
7.3 <b>+Ordinary securities</b>	698,119,720	698,119,720	-	-
7.4 Changes during quarter				
(a) Increases through issues	-	-	-	-
(b) Decreases through returns of capital, buy-backs	-	-	-	-
7.5 <b>+Convertible debt securities</b> <i>(description)</i>	-	-	-	-
7.6 Changes during quarter				
(a) Increases through issues	-	-	-	-
(b) Decreases through securities matured, converted	-	-	-	-
7.7 <b>Options</b> <i>(description and conversion factor)</i>	-	-	-	-
7.8 Issued during quarter	-	-	-	-
7.9 Exercised during quarter	-	-	-	-
7.10 Expired during quarter	-	-	-	-
7.11 <b>Debentures (totals only)</b>	-	-	-	-
7.12 <b>Unsecured notes (totals only)</b>	-	-	-	-

**Compliance statement**

- 1 This statement has been prepared under accounting policies which comply with accounting standards as defined in the Corporations Act or other standards acceptable to ASX (see note 4).
- 2 This statement does give a true and fair view of the matters disclosed.



Sign here: .....

Date: 22 January 2016

Chief Financial Officer

Print name: Andrew Knox

## Notes

- 1 The quarterly report provides a basis for informing the market how the entity's activities have been financed for the past quarter and the effect on its cash position. An entity wanting to disclose additional information is encouraged to do so, in a note or notes attached to this report.
- 2 The "Nature of interest" (items 6.1 and 6.2) includes options in respect of interests in mining tenements acquired, exercised or lapsed during the reporting period. If the entity is involved in a joint venture agreement and there are conditions precedent which will change its percentage interest in a mining tenement, it should disclose the change of percentage interest and conditions precedent in the list required for items 6.1 and 6.2.
- 3 **Issued and quoted securities** The issue price and amount paid up is not required in items 7.1 and 7.3 for fully paid securities.
- 4 The definitions in, and provisions of, *AASB 1022: Accounting for Extractive Industries* and *AASB 1026: Statement of Cash Flows* apply to this report.
- 5 **Accounting Standards** ASX will accept, for example, the use of International Accounting Standards for foreign entities. If the standards used do not address a topic, the Australian standard on that topic (if any) must be complied with.

== == == == ==

**Appendix 5B**  
**Mining exploration entity quarterly report**

**APPENDIX A**

**QUARTERLY REPORT OF CONSOLIDATED CASHFLOWS**  
**- QUARTER ENDED 31 DECEMBER 2015**

**Amended List of Mining Tenements**

<b>PERMIT</b>	<b>OPERATOR</b>	<b>LOCATION</b>	<b>CUE INTEREST (%)</b>
<b>Petroleum Properties</b>			
		<b>USA</b>	
Pine Mills	Cue Resources, Inc	Wood County Onshore	80.00
		<b>Indonesia</b>	
Sampang PSC <sup>(i)</sup>	Santos (Sampang) Pty Ltd	Madura Strait Offshore	15.00
Mahakam Hilir PSC	Cue Kalimantan Pte Ltd	Kalimantan Onshore	100.00
Mahato PSC	Texcal Mahato Pte Ltd	Central Sumatra Onshore	12.50
		<b>Australia</b>	
WA-359-P	Cue Exploration Pty Ltd	Carnarvon Offshore	100.00
WA-360-P	MEO Australia Limited	Carnarvon Offshore	37.50
WA-361-P	MEO Australia Limited	Carnarvon Offshore	15.00
WA-389-P	BHP Billiton Petroleum (Australia) Pty Ltd	Carnarvon Offshore	40.00
WA-409-P	Cue Exploration Pty Ltd	Carnarvon Offshore	100.00
		<b>New Zealand</b>	
PMP 38160	OMV New Zealand Limited	Taranaki Offshore	5.00
PEP 51313	OMV New Zealand Limited	Taranaki Offshore	14.00
PEP 51149	Todd Exploration Limited	Taranaki Onshore	20.00
PEP 54865	Todd Exploration Limited	Taranaki Offshore	20.00
<sup>(i)</sup>	Economic interest in the Jeruk field		8.18181